

Оксана Карпюк

# АНГЛІЙСЬКА МОВА

Підручник для 2 класу спеціальних закладів  
загальної середньої освіти (Н 54.1-Н 54.2)  
(у 2-х частинах, з аудіосупроводом)  
(Частина 1, з аудіосупроводом)

Oksana Karpyuk

# ENGLISH

An English textbook for the two form  
of secondary schools (H 54.1-H 54.2)  
(In two parts, with audio support)  
(Part 1, with audio support)

*Рекомендовано Міністерством освіти і науки України*

Тернопіль  
Астон  
2019

УДК 811.111(075.2)  
К26

**Рекомендовано Міністерством освіти і науки України**  
(наказ МОН України від 28.03.2019 № 407)

**Видано за рахунок державних коштів.**  
**Продаж заборонено.**

Аудіосупровід до цього підручника розміщений:  
<https://lib.imzo.gov.ua>

**Текст у таких рамках призначено  
для використання вчителем**

See Audio Script on page

К 26 Карпюк О. Д.  
Англійська мова : підручник для 2 класу спеціальних закладів загальної середньої освіти (Н 54.1-Н 54.2) (у 2-х частинах, з аудіосупроводом) (Частина 1, з аудіосупроводом). – Тернопіль : Видавництво «Астон», 2019. – 96 с. : іл.  
Karpyuk Oksana  
English : a textbook for the two form of secondary schools (Н 54.1-Н 54.2) (In two parts, with audio support) (Part 1, with audio support). – Ternopil : PH “Aston”, 2019. – 96 p. : ill.  
ISBN 978-966-308-744-3

Підручник розроблено згідно із Державним стандартом початкової загальної середньої освіти Нової української школи на основі оригінальної *авторської концепції позитивної мотивації та креативного іншомовного навчання молодших школярів*. Книга містить матеріал, передбачений для 2 класу типовими програмами Нової української школи в іншомовній галузі з англійської мови.

*Діяльнісний підхід та комунікативно-ігрова методика* забезпечуються характером завдань підручника з аудіосупроводом та іншими компонентами до нього.

ISBN 978-966-308-744-3

© Карпюк О. Д., 2019  
© ТзОВ “Видавництво Астон”, 2019



## **ПРИВІТ!**

Я скучив за тобою...

Як пройшло літо?

Ти готовий до нових пригод?

Так-так. На тебе чекають  
веселі історії та ігри, нові  
пісні та цікаві завдання.

Для початку, давай пригадаємо імена  
наших друзів та привітаємось із ними!

А потім повторимо літери і слова,  
які ти вивчав у 1 класі, щоб рушити далі!

Ну що, починаємо?!



# CONTENTS

PAGES	UNIT	STRUCTURE	VOCABULARY	PHONICS
-------	------	-----------	------------	---------

## PART 1

6-11	<b>Starter: NICE TO SEE YOU AGAIN!</b>	Who is he/she? He/She is ... Nice to see you again. My name begins with letter ...	Numbers, objects, colours, names, letters (revision).	ABC phonics revision.
12-29	<b>1 HERE IS MY FAMILY!</b>	Here's my family. They are ... Where is your house? My house is in ... Street. Where is your ...? He/She is at ... (work). I like books. Do you like ...? Yes, I do.	Family words. Adjectives. Jobs of family members.	Recognition of short vowels in CVC words (revision). Long vowel sounds a_e, i_e.
30-47	<b>2 MY FRIENDS</b>	We are ... We/They ... together. We like ... He/She likes ... Who is your friend? My best friend is ... He/She is ... (clever).	Friends' interests and hobbies. Adjectives to describe friends.	Long vowel sounds u_e, e_e, o_e. ck [k] Nick
48-67	<b>3 IN MY CLASSROOM</b>	Point to the ... It's ... o'clock. I'm in ... He/She is in ... We/They are in ... What/Who is that? That is ... Who/What are these/those? They are ... These/Those are ...	Classroom objects and school things. Instructions. Time. Location.	sh [ʃ] shelf th [ð] this oo [u:] room ar[a:] garden -er[ə] ruler
68-88	<b>4 WE ARE HAPPY!</b>	Are you thirsty? Yes, I am./No, I'm not. They are scared. Look at ... It is in/on/under the ... I can't find my ... Look on/in/under ... It isn't there. Here it is. Merry Christmas! Happy New Year!	Feelings and emotions. Parts of the day. Prepositions of place. Numbers 1-20. Greetings.	y- [j] yes -y[i:] happy ey/ay [eɪ] they oy [ɔɪ] boy
89-93	<b>Audio Scripts</b>			
94-95	<b>Word List</b>			

● self-awareness ● intercultural awareness ● communication

# Scope and Sequence

LISTENING	SPEAKING	READING	WRITING
Identifying characters, colours, quantity of objects. Matching letters and phonics. Songs and rhymes.	Greeting classmates. Counting objects. Asking and answering questions about names.	Alphabet revision.	Letters revision.
Listening for personal information. Identifying family members. Listening for specific information (places, jobs). Songs and chants.	Introducing a person. Asking and answering questions for personal information, about family members, their likes and where they are.	Words and short sentences.	Handwriting words.
Identifying people and actions. Understanding instructions and commands, specific information about friends. The song.	Introducing friends, their interests and hobbies. Asking and answering questions about friends, family members, their likes and dislikes.	Words and short sentences.	Handwriting words. Completing sentences with personal pronouns.
Following instructions. Identifying objects in the classroom. Understanding the basic structures of time and location of people. Rhymes.	Pointing to and naming the objects and people. Asking and answering questions for objects and time identification, about people and their location.	Words and short picture descriptions. A letter to a friend.	Handwriting words and sentences. Completing sentences with demonstrative pronouns.
Identifying feelings and emotions. Listening for specific information (location of an object, quantity of objects, age of children and teenagers). Songs and rhymes.	Asking and answering questions to identify feelings and emotions and to find an object. Counting objects to 20. Informing about a person's age. Greetings with Christmas and New Year.	Words and a short story. A greeting card. A letter to Santa Claus.	Handwriting. Guided writing: a greeting card. Writing a chant based on model.

- **collaboration**
- **active listening**
- **thinking skills**
- **creativity**
- **digital skills**

# NICE TO SEE YOU AGAIN!



Vic

Liz

Ben

Nick

A: Number 1. Who is he / she?  
 B: He / She is ....

3



Say 'Hello!' and smile with me!



Say 'Goodbye!' and go away!



- 1 **Listen and repeat.** / Послухай та повтори.
- 2 **Point, ask and answer.** / Покажи, запитай та дай відповідь.
- 3 **Listen and sing.** / Послухай та заспівай.

See Audio Script (AS) on page 89.

1



Six bags.

6 bags

 chairs pencils books tables pens pencil cases

2



3



4



- 1 Count and say. / Полічи та скажи.
- 2 Listen and point. / Слухай та показуй.
- 3 Say the chants. / Розкажи римівки.
- 4 Act out. / Зіграй роль.



1



2



3



Aa

Bb

Cc

Dd

Ee

Ff

Gg

Hh

Ii

Jj

Kk

Ll

Mm

Nn

Oo

Pp

Qq

Rr

Ss

Tt

Uu

Vv

Ww

Xx

Yy

Zz

4



Is it a blue letter?

Yes, it is.

Is it a red letter?

Is it 'G'?

Yes, it is.

No, it isn't.



- 1 Listen and point. / Слухай та показуй
- 2 Listen and sing. / Послухай та заспівай.
- 3 Listen, point and repeat. / Слухай, показуй та повторюй.
- 4 Play the game. / Пограй у гру.

See Audio Script  
on page 89

1



Bear – 'b'

d a b

t r f

z w y

2



Aa


Bb

Cc

Dd

Ee

Ff



1



Nick.

Yes, Miss!



1


Vic.

Yes, Miss!

Ed!


Ed?

???



2

What's your name?



3

My name is Fred, not Ed.

My name begins with letter 'F'.



4

- 1 Listen, point and repeat. / Слухай, покажуй та повторюй.
- 2 Listen and read. / Послухай та прочитай.

2



Tom  
Rob

Tim  
Liz

Ann  
Sam

Ben  
Ted

## HERE'S MY FAMILY

1



2



3



Hello!  
My name is Tracy.  
My **surname** is Click.



smilephone

4G



- 1 Listen. / Послухай.
- 2 Listen and repeat. / Послухай та повтори.
- 3 Point and say. / Покажи та скажи.
- 4 Look and say. / Подивись та скажи.
- 5 Listen and sing. / Послухай та заспівай.

See Audio Script on page 89

4




Here's my family: mummy, daddy, sister and me.



Here's my family: mummy, daddy, brother and me.





3



What about you?




I'm

a boy.  
a girl.  
seven.  
eight.  
**a pupil.**

I like

TV.  
books.

4



I like TV.



- 1 **Listen and repeat.** /  
Послухай та повтори.
- 2 **Listen and sing.** /  
Послухай та заспівай.
- 3 **Have a talk.** /  
Поговоріть удвох.
- 4 **Play 'Stand up /  
Sit down' game.** /  
Пограй у гру.

See Audio Script  
on page 89



① dad



c	a	t
s	a	d
j	a	m

am, and,  
Ann, Sam,  
ant, stand,  
clap, has

② mum



u	p	
f	u	n
r	u	n

jump,  
run, duck,  
mum, up

③ dog



f	o	x
g	o	t
h	o	p

Bob, ox,  
doll, frog,  
Tom, Ron

④ pig



s	i	x
b	i	g
h	i	s

is, Jim,  
milk, Tim,  
swim,  
pink

⑤ ten

10

r	e	d
h	e	n
p	e	t

Ben, Ted,  
Ed, bell  
pen, Fred



- 1 Listen and say the number. / Послухай та назви номер.
- 2 Listen and point. / Слухай та показуй.
- 3 Listen and read. / Послухай та прочитай.
- 4 Read. / Прочитай.
- 5 Copy the words with numbers. / Перепиши слова з номерами.

See Audio Script on page 89



What's your name?

My name's Kate.

What's your surname?

Reddy.

1



2



3



4



Where is your house?

My house is in Green Street.

A: What's your name?

B: My name is ...

A: What's your **surname**?

B: My surname is ...

A: How old are you?

B: I'm ...

A: Where is your house?

B: **My house is in ...**

1 Listen and repeat. / Послухай та повтори.

2 Point and say. / Покажи та скажи.

3 Act out. / Зіграй роль.

4 Have a talk. / Поговорить удвох.

1



2



3



Come in, please.

Thank you.

Where is your mum?

She is **at work**.  
My daddy is at work, too.

4



Where is your ... ?

He / she is at ....

**Do you like** computer games?

5




Yes, I do!

- 1 Listen and point. / Слухай та показуй.
- 2 Listen and repeat. / Послухай та повтори.
- 3 Point and say. / Покажи та скажи.
- 4 Ask and answer. /  
Запитай і дай відповідь.
- 5 Have a talk. / Поговоріть удвох.
- 6 Copy. / Перепиши фрази.




a\_e Kate



name, game,  
cake, Kate,  
snake, plane,  
take, table,  
case

i\_e bike



like, kite,  
ride, bike,  
nine, nice,  
smile, five,  
Mike, I

- 1 Listen and point. / Слухай та показуй.
- 2 Listen and read. / Послухай та прочитай.

3



4



5



— I am Kate. I am five.



His name is Mike.

Mike is nine.



— Kate, ride a bike!



— It is a nice bike!

Mike, take a cake.



— Mmm. It is nice!

I like cakes.



- 3 Find and copy the names. / Знайди імена та перепиши їх у зошит.
- 4 Listen and read. / Послухай та прочитай.
- 5 Read. / Прочитай.

1



2



Rose Martin




Bill Martin

aunt  
cousin  
uncle  
doctor  
vet



Jane Martin



Jim Martin

3



Pam Martin



Tom Martin

- 1 Listen and point. / Слухай та показуй.
- 2 Draw your cousins and their family. / Намалюй свого двоюрідного брата/ сестру та їхню сім'ю.
- 3 Tell class about your cousin's family. / Розкажи про сім'ю двоюрідного брата/сестри.



- 4 Listen and repeat. /  
Послухай та повтори.
- 5 Listen and sing. /  
Послухай та заспівай.

See Audio Script  
on page 89.



# STORY TIME



## Suzy is Lost





5

- 1 **Listen and point.** /  
Слухай та показуй.
- 2 **Listen and repeat.** /  
Послухай та повтори.
- 3 **Point and say.** /  
Покажи та скажи.
- 4 **Act out.** / Зіграй роль.




See Audio Script on page 89.



6



# Into Your Portfolio



Here is my family. This is my mum.  
She is a doctor. This is my ...  
He/She is a ...



- 1 **Make a family portrait.** / Виготуй портрет сім'ї.
- 2 **Tell class about your family.** / Розкажи про свою сім'ю.



I like cakes.




A: Do you like ... (dogs)?

B: Yes, I do. / No, I don't. (I like ...)

- 3 Think and draw what you like. / Намалюй те, що тобі подобається.
- 4 Tell class about your picture. / Розкажи про свій малюнок.
- 5 Have a talk. / Поговорить удвох.
- 6 Draw what your classmate likes. / Намалюй, що любить твій однокласник.

# REVISION




Number ... He / She is a ...

Letter ... They are ...



1



A



2



B



3




C




4



D



This is my mum. She is a ...



- 1 **Match and say.** / Добери пару і скажи.
- 2 **Draw your mum and tell class about her.** / Намалюй свою маму та розкажи про неї.
- 3 **Listen to the interview.** / Послухай інтерв'ю.
- 4 **Act out the interview in pairs.** / Розіграйте інтерв'ю у парі.
- 5 **Have your own interview.** / Проведи своє інтерв'ю.
- 6 **Read.** / Прочитай.

See Audio Script  
on page 89



I am Jane.

I like cats and dogs.

His name is Bob.

Bob is nine.

His dad is a vet.

Jim is a parrot.

Vets like dogs,  
cats and parrots.



# MY FRIENDS






6




7




8



I





he



she



we



they

1



Stand up!



Sam says "Stand up"!



1 Play the game "Sam says". / Пограй у гру «Сем каже».

See Audio Script on  
pp. 89-90.



1



**We are friends.**

We go to school together.

We like books.

They are friends.  
They go to school together.  
They like books.

2



3



4



We are ...  
We ... together.  
We like ...




- 1 **Listen and repeat.** / Послухай та повтори.
- 2 **Draw a picture of you and your friend.** / Намалюй себе і свого друга/подругу.
- 3 **Tell class about you and your friend.** / Розкажи про себе і свого друга/подругу.
- 4 **Write about you and your friend.** / Напиши про себе та свого друга.

5



They are ...  
They ... together.  
They like ...





tube



u\_e, ue, u

m u m - t u b e

f u n - S u e

Sue, take a tube.

j u m p - p u p p i l

Pupils run and jump.



Pete

e\_e, e

F r e d - P e t e

v e t - m e

t e n - w e

p e t h e

- 1 Listen and point. / Слухай та показуй.
- 2 Listen and read. / Послухай та прочитай.

3



4



Mum and dad ride a bike.

We jump and run.

Pete and Sue smile.

It is fun!



1



funny



clever



nice



pretty

2



- 1 Listen and repeat. / Послухай та повтори.
- 2 Listen and point. / Слухай та показуй.
- 3 Copy the words from task 1. / Перепиши слова із завдання 1.

See Audio Script  
on page 90

3



A: Who is your friend?

B: My best friend is ...

A: Is it a ... (boy / girl / toy / pet)?

B: Yes, it is. / No, it isn't. It's a ...



My best friend is my doll Stella.  
**She is pretty. She is clever, too.**  
 She can say, 'Hello!'



- 1 Listen and point. / Слухай та показуй.
- 2 Listen and repeat. / Послухай та повтори.
- 3 Point and say. / Покажи та скажи.
- 4 Tell class about your friend. / Розкажи про свого друга/подругу.



nose

o\_e, o

d	o	g	-	h	o	m	e
h	o	p	-	n	o	s	e
g	o	t	-	g	o		
n	o	t	-	n	o		

Ron and Tom hop.  
 – Stop, Ron!  
 Go home!  
 – No!

Nick



ck

M	i	c	k	
C	l	i	c	k



- 1 Listen and point. / Слухай та показуй.
- 2 Listen and read. / Послухай та прочитай.
- 3 Copy the words. / Перепиши слова.

4



5



I am Nick.

He is Luke.

Mick is his dad.

He is at home.

Luke's mum is a vet.

A vet helps pets.

Is his mum at home?

No! His mum is not at home.





1



2



3



Do you like ...?



Ann	<input checked="" type="checkbox"/>
Bob	<input checked="" type="checkbox"/>
Ted	<input type="checkbox"/>



4



Yes, I do. / No, I don't. I like ...

Ann likes ...  
Bob likes ...


.....

- 1 Listen and point. / Слухай та показуй.
- 2 Match and say. / Добери та скажи
- 3 Ask your mates and draw. / Запитай однокласників та намалюй відповіді.
- 4 Tell class about your mates. / Розкажи про уподобання однокласників.

See Audio Script on page 90

# STORY

# TIME



1



2



3



4



5



6



7



8




9



10

4

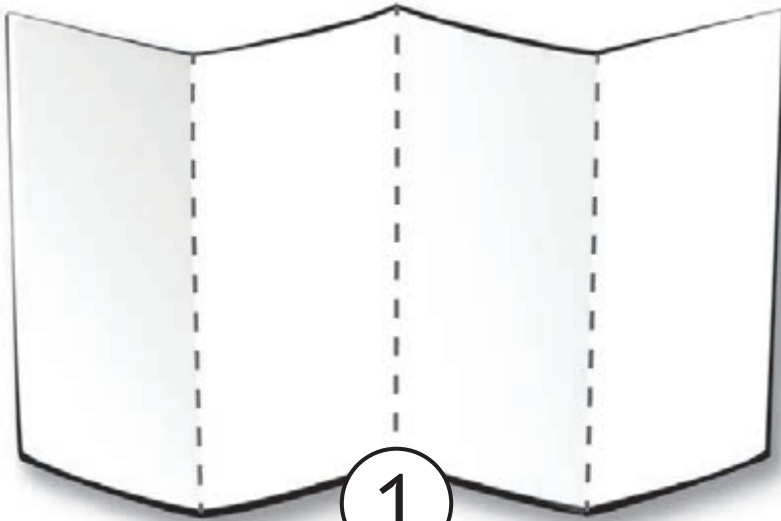


- 1 Listen and point. / Слухай та показуй.
- 2 Listen and repeat. / Послухай та повтори.
- 3 Point and say. / Покажи та скажи.
- 4 Act out. / Зіграй роль.

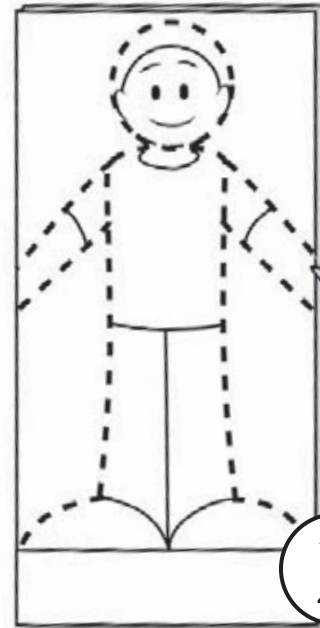
See Audio Script on page 90.

# Into Your Portfolio


1




1



2



3



4


2



3



Mike and Jane are friends.  
They play together.  
They like games.



- 1 **Make a "Friendship Circle".** / Виготуй "Коло друзів".
- 2 **Show and tell about your paper friends.** / Покажи своє "коло" та розкажи про паперових друзів.
- 3 **Write about your paper friends.** / Напиши про своїх паперових друзів.

# REVISION






2



Liz likes ...



3





- 1 Nick and Mike like bikes.
- 2 Pete and Luke like kites.
- 3 Jane and Mick like planes.
- 4 Kate and Ron like cakes.

- 1 Listen and say the number. / Послухай та назви номер.
- 2 Point and say. / Покажи та скажи.
- 3 Read and match. / Прочитай та добери.
- 4 Do the quiz. / Виконай квіз: дай відповіді.

See Audio Script  
on page 90.

# IN MY CLASSROOM






- 1 **Listen and point.** / Слухай та показуй.
- 2 **Listen and repeat.** / Послухай та повтори.
- 3 **Point and say.** / Покажи та скажи.
- 4 **Listen and repeat.** / Послухай та повтори.
- 5 **Point and name.** / Покажи та скажи.
- 6 **Listen and say the chant.** / Послухай та розкажи римівку.


See Audio Script on page 90.







It's 12 o'clock.  
Nick is in the classroom.




- 1 Listen and repeat. / Послухай та повтори.
- 2 Say the chant and point to the time. / Розкажи римівку та покажи час.
- 3 Listen and point. / Слухай та покажуй.
- 4 Listen and repeat. / Послухай та повтори.
- 5 Point and say. / Покажи та скажи.
- 6 Copy the sentences in red. / Перепиши речення червоного кольору.
- 7 Count to 12. / Порахуй до 12.

See Audio Script on page 90.



It's 2 o'clock.  
We are in the garden.

It's 4 o'clock.  
They are in the room.



7






shelf

sh

fish



school

oo



classroom



fly

y

sky



4



5



It is nine o'clock.

I'm at school.

I am in my classroom.

Look, it is my desk.

My classroom is nice.

I like it.



This is Jane.

She is my friend.

It is five o'clock.


Jane is in the room.

She has got a pet.

It is a red fish.





- 1 **Listen and point.** /  
Слухай та показуй.
- 2 **Listen and read.** /  
Послухай та прочитай.
- 3 **Copy the words.** /  
Перепиши слова.
- 4 **Listen and read.** /  
Послухай та прочитай.
- 5 **Read.** / Прочитай.



1

2



- 1 **Listen and point.** / Слухай та показуй.
- 2 **Listen and repeat.** / Послухай та повтори.
- 3 **Point and say.** / Покажи та скажи.
- 4 **Ask and answer in pairs.** / У парак задавайте питання, давайте відповіді.
- 5 **Listen and sing.** / Послухай та заспівай.

See Audio Script on page 90.

4





**These** are my pencils.  
I can share them.



Thank you.

**Those** are my books.



I like books.

What are **these**?



**They** are my pictures.

What are **those**?



**They** are my  
computer games.

4



5



- 1 **Listen and point.** /  
Слухай та показуй.
- 2 **Listen and repeat.** /  
Послухай та повтори.
- 3 **Point and say.** /  
Покажи та скажи.
- 4 **Act out.** / Зіграй роль.
- 5 **Listen and say.** /  
Послухай та розкажи  
вірш.

This is my classroom.

These are my friends.

That is my teacher.

Those are books and pens.

This is a blackboard.

That is a chair.

Pupils and teachers

Are everywhere!







th

t h e

t h i s

t h e s e

t h e y

t h a t

t h o s e




ar

are, car, garden, star

garden

-er

rubber, teacher, sharpener,  
ruler, number, paper



sharpener

4



5




This is a rubber.



That is a ruler.

These are numbers.




Those are stars.



They are pupils.

They are in the garden.

- 1 Listen and point. / Слухай та показуй.
- 2 Listen and read. / Послухай та прочитай.
- 3 Copy. / Перепиши.
- 4 Listen and read. / Слухай та читай.
- 5 Read. / Прочитай.





- 1 **Listen and point.** /  
Слухай та показуй.
- 2 **Listen and repeat.** /  
Послухай та  
повтори.
- 3 **Ask and answer  
in pairs.** /  
У парах запитуйте  
та відповідайте.

See Audio Script  
on pp. 90-91.




1 **Who are those?**

Where are they?

2 **Who is that?**

Where is she?

3



4



**They are Tracy and Luke.**

They are in the room.

**That is Vic.**

She is in the garden.




# STORY TIME



1



2





- 1 Listen and point. / Слухай та показуй.
- 2 Listen and repeat. / Послухай та повтори.
- 3 Point and say. / Покажи та скажи.
- 4 Act out. / Зіграй роль.

See Audio Script on page 91.

# Into Your Portfolio

Lessons  
9-10





- 1 **Make a clock.** /  
Виготуй годинник.
- 2 **Play the game.** /  
Пограй у гру.
- 3 **Write the time on  
your clock.** / Напи-  
ши яка година на  
твоєму годиннику.

Tick-tock,  
goes the clock.  
Tick-tock.

**What's the time, please?**

It's three o'clock.





# REVISION

Lessons  
11-12



Hello, Ben!  
My name is Taras.  
I am seven. These  
are my mum and  
dad. That is Olena.  
She is nice. Those

are my pets. They are clever. I like books and  
computers. Do you like pets?

Bye,

Taras

START

1



2



2




6



7



8

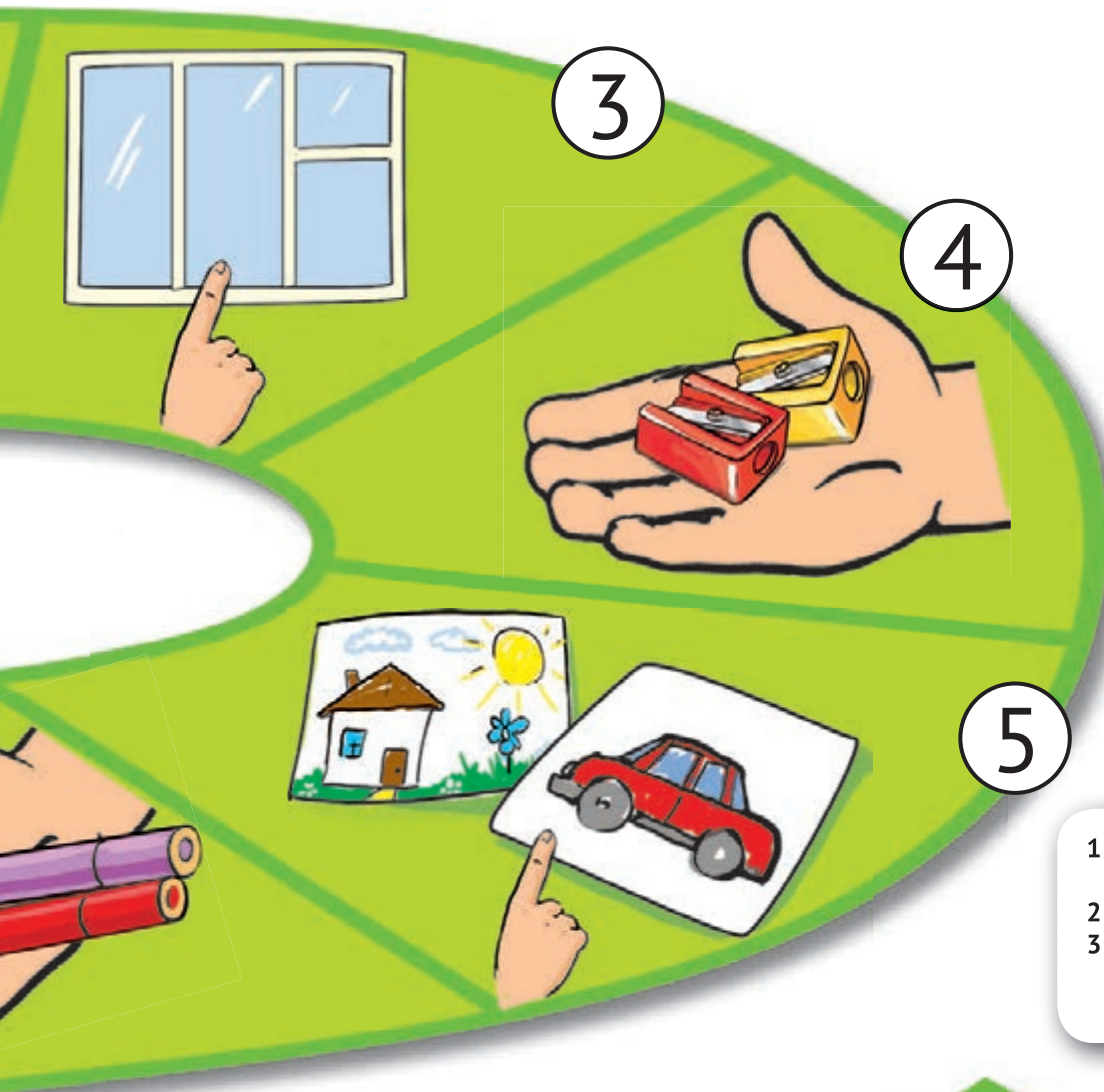


9




10





- 1 Listen and say the number. / Послухай та назви номер.
- 2 Play the game. / Пограйте у гру.
- 3 Read. / Прочитай.

See Audio Script on page 91.



# WE ARE HAPPY!



**in the morning**




**at noon**



**in the evening**



**in the dark**



5



How are you?

I am ...

**1 Listen, point and repeat. /**

Послухай, покажи та повтори.

**2 Listen and sing. /**

Послухай та заспівай.

**3 Listen and point. /**

Слухай та показуй.

**4 Listen and repeat. /**

Послухай та повтори.

**5 Ask and answer in pairs. /**

У парах запитуйте та відповідайте.

See Audio Script on page 91.






We are happy!  
Come and see.  
Look at our  
Christmas Tree!

Look at Santa-  
Teddy bear!  
Merry Christmas!  
Happy New Year!





They	are	...
He	is	
She		



1



2



3



4



5



6



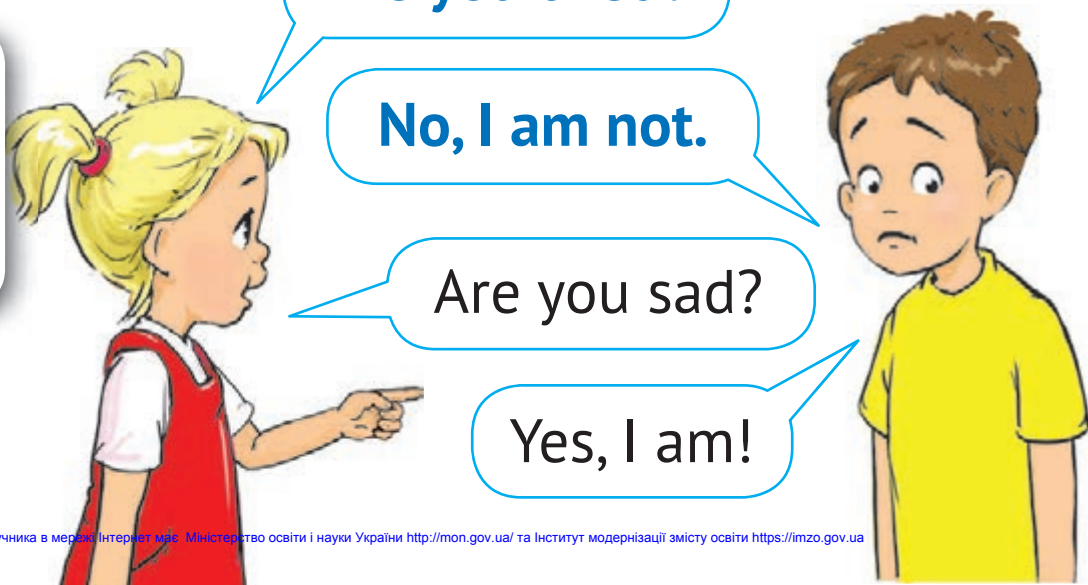
- 1 Listen and sing. / Послухай та заспівай.
- 2 Point and say. / Покажи та скажи.
- 3 Play the miming game. / Пограй у гру. Вгадай емоцію, яку показує однокласник.

Are you tired?

No, I am not.

Are you sad?

Yes, I am!







y- yak

yes, yak, yellow, you

-y teddy

happy, funny, merry, hungry,  
Sally, Tracy, family, granny,  
daddy, mummy



Merry X-mas!

- 1 **Listen and point.** /  
Слухай та показуй.
- 2 **Listen and read.** /  
Послухай та прочитай.
- 3 **Listen and read.** /  
Послухай та прочитай.
- 4 **Read.** / Прочитай.
- 5 **Write to your granny.** /  
Напиши листівку своїй бабусі.

3



4



5



Granny,

This is a present for you!

Open and see.

Merry X-mas!

Happy



New Year!

Greg







in



on



under



- 1 Listen and point. /  
Слухай та показуй.
- 2 Listen, point and repeat. /  
Послухай, покажи та повтори.
- 3 Point and say. /  
Покажи та скажи.
- 4 Have a talk. / Поговори  
з однокласником.

See Audio Script  
on page 91.



1



2



pen, pencilcase,  
ruler, rubber

**I can't  
find my ...**

bag, shelf,  
desk, chair

**Look on / in / under ...**



It isn't there.

Look on / in / under ...

Here it is.



1



2



Look in my room  
And count with me:



1 book, 2 books and now 3.

4 books, 5 books, 6 books, 7.

8 books, 9 books, 10, 11.

12, 13, 14, 15.

Then 16 and 17.

Now I've got 18, 19.

20 books!

They are red, blue and green!



Look at my table  
And count with me:  
1 pencil, 2 pencils and now 3.


.....

20 pencils!

They are red, blue and green!



- 1 **Listen and repeat.** / Послухай та повтори.
- 2 **Say the counting rhyme.** / Розкажи лічилку.
- 3 **Draw your picture and write your rhyme.** / Намалюй малюнок та напиши свій віршик.
- 4 **Show and say your rhyme.** / Покажи малюнок та розкажи свій віршик.
- 5 **Copy the dialogue.** / Перепиши діалог.
- 6 **Play the game.** / Пограй у гру.



ey, ay

grey

they, grey, say,  
play, Jay, day

oy boy

boy, toy, joy



- 1 Listen and point. / Слухай і показуй.
- 2 Listen and read. / Послухай та прочитай.
- 3 Copy the words. / Перепиши слова.
- 4 Listen and read. / Послухай та прочитай.
- 5 Read. / Прочитай.

4



5



Jay is a boy.  
He has a sister Sally.  
They play together  
with toys.

Look, this is a grey plane.  
Jay and his sister say,  
“Grey plane, grey plane,  
Fly in the sky!  
Go to granny Emily  
And say ‘hello’  
From Sally and Jay!”



1




2



a 20 b 14 c 17 d 11 e 12

f 19 g 13 h 16 i 18 j 15

eleven – d



3



4



The book is on the shelf.

Number 18.




11



12



13




14



15



16



17



18



19



20

1 Listen and point. Then listen and read. /

Слухай та показуй. Тоді послухай та прочитай.

2 Read and match. Then say. / Прочитай та добери. Тоді скажи.


3 Play the game. / Пограй у гру з однокласником.


4 Copy the numbers from 11 to 15 in words. /

Перепиши назви чисел від 11 до 15 словами.


See Audio Script on page 91.

# STORY TIME





4



5

4



- 1 **Listen and point.** / Слухай та показуй.
- 2 **Listen and repeat.** / Послухай та повтори.
- 3 **Point and say.** / Покажи та скажи.
- 4 **Act out.** / Зіграй роль.


See Audio Script on page 91.

# Into Your Portfolio







I am Santa Claus,  
Short and fat.  
This is my bag  
And this is my cap.

I've got presents  
For you, and you, and you.  
Merry Christmas!  
And a Happy New Year, too!



- 1 **Listen and repeat.** / Послухай та повтори.
- 2 **Make Santa Clause.** / Виготуй Санта Клауса.
- 3 **Say the rhyme.** / Розкажи віршик.




# REVISION



How are you?

I am hungry.

1



2



3



4



5



6



Hello, Santa!

My name is Max.

My mum and granny say  
you put presents under the



I like that box of pencils and  
those good books. They are nice.

Thank you, Santa. I am very happy!

This is my present for you.

Merry Christmas!

Max

**1 Listen and say the number. /**

Послухай та назви номер.

**2 Play the board game. /**

Пограй в настільну гру.

**3 In groups make emotion sheets. /**

У групі підготуйте аркуші з позначенням емоцій/відчуттів.

**4 Ask and answer in pairs. /**

У парах запитуйте та відповідайте.

**5 Write names on the sheets. /**

Впишіть імена однокласників.

**6 Look and say. /** Подивись та скажи.

**7 Read the letter. /** Прочитай лист.

**8 Write to Santa and draw your picture. /**

Напиши листа Санта Клаусу та намалюй для нього малюнок.

See AS on page 91.



## Audio Scripts

### STARTER

#### NICE TO SEE YOU AGAIN!

##### Lesson 1 page 6

###### task 1

Hello, I am Smiling Sam!  
Remember me?  
Here are my friends  
As you can see.  
Look at number four –  
Who is she?  
Look at number two –  
Who is he?  
Look at them and say:  
Who are they?

###### page 7 task 3

A, B, C, D, E, F, G –  
Say 'Hello'  
And smile with me!  
G, F, E, D, C, B, A –  
Say 'Goodbye'  
And go away!

##### Lesson 3 page 9

###### task 3

Let's remember all the letters:  
A, B, C, D, E, F, G  
Let's remember all the letters:  
H, I, J, K, L, M, N, O, P  
Let's remember all the letters:  
Q, R, S, T, U, V  
Let's remember all the letters:  
W, X, Y and Z!

### UNIT 1 HERE'S MY FAMILY

##### Lesson 1 page 12

###### task 1

*Tracy:* Hello! My name is Tracy.  
My surname is Click.

*Luke:* Hi! My name is Luke. My  
surname is Click, too. Tracy is  
my sister.

*Mother:* My name is Greta. Tracy  
and Luke are my children.

*Father:* My name is Mick. Mick  
Click – that's me. Trace and  
Luke are my children, too.

*Cat:* My name is Kiki. My  
surname is ... I don't know.  
Miaow.

##### Lesson 2 page 15

###### tasks 1, 2

*Tracy:* Hi, everybody! Remember  
me?  
I'm a girl. My name is Tracy.  
I'm a pupil as you can see.  
I'm seven. I like TV.

*Luke:* I am not seven. I am eight.  
I am a boy and that is great.  
My name is Luke. I'm a pupil,  
too.  
I like books. What about you?

##### Lesson 3 page 16

###### task 1

pig, mum, ten, dog, dad

###### task 2

cat, sad, jam; up, fun, run; fox,  
got, hop; six, big, his; red, hen,  
pet

###### task 3

am, and, Ann, Sam, ant, stand, clap,  
has  
jump, run, duck, mum, up, fun  
Bob, ox, doll, frog, Tom, Ron  
is, Jim, milk, Tim, swim, pink, sit  
Ben, Ted, Ed, bell, pen, Fred

##### Lesson 6 page 19

###### task 1

a [eɪ] – name, Kate  
cat – Kate, jam – Jane,  
dad – game, Sam – name.  
i [aɪ] – like, bike  
six – five, his – kite,  
sit – ride, pig – nice

###### task 2

Name, game, cake, Kate, snake,  
plane, take, table, case, Jane.  
Like, kite, ride, bike, nine, nice,  
smile, five, Mike, I.

##### Lesson 7 page 21

###### task 1

Here is a family tree.  
Look, this is Jim Martin. He is  
Tracy's uncle. Mr Martin is a  
doctor. *(pause)*  
This is Mrs Martin. She is Tracy's  
aunt. Mrs Martin is a teacher.  
*(pause)*  
Pam Martin is a little girl. She is  
five. *(pause)*  
Tom Martin is Pam's brother.  
He is a big boy. He is nine.  
*(pause)* Tom and Pam are Tracy's  
cousins. *(pause)*  
Rose Martin is Pam and Tom's  
granny. *(pause)*  
Bill Martin is Pam and Tom's  
granddad. *(pause)* They are  
Tracy's granny and granddad,  
too.

###### tasks 4, 5

*Greta:* My name is Greta.  
I'm a vet.  
I am at work helping  
a cat.

MIAOW!

*Mick:* I'm at work.

My name is Mick.

I'm a photographer.

Click! Click! Click!

*Luke:* I'm at school,

As you can see.

Here's my test.

Please, help me!

## Lesson 8 STORY TIME

### page 23

#### task 1

#### SUZY IS LOST

*Suzy:* huu...

*Tracy:* Hello.

*Suzy:* Hello.

*Tracy:* What's your name?

*Suzy:* Suzy.

*Tracy:* What's your surname?

*Suzy:* White.

*Tracy:* OK, Suzy White. Where is your mummy?

*Suzy:* I don't know.

*Tracy:* Where is your daddy?

*Suzy:* At work. Huu..

*Tracy:* Where is your brother?

*Suzy:* At home.

*Tracy:* Where is your home?

*Suzy:* I don't know.

*Tracy:* OK. That's my house. Let's go. How old are you, Suzy?

*Suzy:* I am four.

*Tracy:* You are a big girl. Do you like ice-cream?

*Suzy:* Yes!

## Lessons 11-12 REVISION

### page 27

#### task 3

*Suzy:* What's your name?

*Tracy:* Tracy.

*Suzy:* What's your surname?

*Tracy:* Click.

*Suzy:* How old are you?

*Tracy:* I am seven.

*Suzy:* Where is your mummy?

*Tracy:* At work.

*Suzy:* Where is your daddy?

*Tracy:* At work, too.

*Suzy:* Where is your brother?

*Tracy:* At school.

*Suzy:* Do you like ice-cream?

*Tracy:* Yes.

## UNIT 2 MY FRIENDS

### Lesson 1 page 30

#### tasks 1, 2

One, two.

One, two, three.

I like my friend

And she likes me.

We laugh together.

We go to school.

We sing a song.

We swim in the pool! Splash!

One, two.

One, two, three.

I like my friend

And she likes me.

We play together.

We jump and run.

We ride a bike.

It's really fun! Yipee!

One, two.

One, two, three.

I like my friend

And she likes me.

## Lesson 4 page 37

### task 2

*Liz:* Who is your friend?

*Kate:* My best friend is Rosie.

*Vic:* Rosie? Who is she?

*Kate:* It is my pet.

*Liz:* Is it a dog?

*Kate:* No, it isn't. It's a cat. It is clever and nice.

*Liz:* It is funny, too!

## Lesson 5 page 38

### task 1

*Tracy:* My best friend is Monica.

She is clever.

*Monica:* My best friend is Tracy.

She is funny. She is pretty, too.

*Luke:* My best friend is David. He is tall. He is a good friend.

*David:* My best friend is Luke. He is not tall. He is short. He is clever.

*Suzy:* My best friend is my doll Stella. She is very pretty. She is clever, too. She can say 'Hello'.

*Pete:* My best friend is my dog Prince. He is big and very clever.

## Lesson 7 page 41

### task 1

*Smiley:* This is my friend Taras.

Taras likes computer games.

He likes Santa Claus and

football. He likes parrots. Taras

likes ice-cream, too. This is

my friend Olenka. She likes

books and bikes. Olenka likes

birthday parties and cakes.

She likes dogs, too.

### Lesson 8 STORY TIME

#### page 42

##### task 1

*Suzy:* Who is this?

*Tracy:* My mum. She is a vet. She is nice.

*Suzy:* My mum is nice, too. She is a teacher. Who is this?

*Tracy:* My dad. He is a photographer. He is funny.

*Suzy:* My dad is not funny. He is a doctor. And who is this?

*Tracy:* My brother Luke. He is very clever. He likes books.

*Suzy:* Is this your sister?

*Tracy:* No, this is my friend Monika. She is clever, too. She likes computer games.

*(The door is opening)*

*Suzy:* Pete!

*Pete:* Suzy!

*Suzy:* This is my brother, Pete. He is a big boy.

*Tracy:* Hello, Pete. I'm Tracy.

*Pete:* Hello, Tracy. Suzy, let's go home. Mum is looking for you.

*Tracy:* Where is your home?

*Pete:* At number ten, the new house. Bye!

*Tracy:* Goodbye!

### Lessons 11-12 REVISION

#### page 46

##### task 1

A This is my best friend Kristina. She is pretty. She likes dolls. *(науза)*

B Meet my friend Ann. She is clever. She likes books. *(науза)*

C This is my best friend Pete.

He is clever. He likes cars. *(науза)*

D This is my best friend Max. He is nice. He likes planes. *(науза)*

E This is my best friend Meg. She is funny. She likes teddy-bears. *(науза)*

F Meet my friend Greg. He is clever. He likes bikes. *(науза)*

### UNIT 3 IN MY CLASSROOM

#### Lesson 1 page 48

##### task 1

Girls and boys,  
Point to the door.

Girls and boys,  
Touch the floor.

Girls and boys,  
Point to a chair.

Girls and boys,  
Touch your hair.

Girls and boys,  
Point to the window.

Girls and boys,  
Say 'Goodbye' and go.

##### task 4 page 49

1 – blackboard, 2 – table, 3 – chair, 4 – window, 5 – door, 6 – clock, 7 – bin, 8 – floor, 9 – boy, 10 – girl

#### Lesson 2 page 50

##### task 1

Tick-tock, goes the clock.

Tick-tock, tick-tock.

1, 2, 3, 4, 5, 6, 7,  
8, 9, 10, 11

Now it's 12 o'clock!

Tick-tock, tick-tock.

#### Lesson 4 page 54

##### task 1

*Vic:* What is this?

*Liz:* That is a rubber.

*Vic:* What is that?

*Liz:* That is a ruler.

*Vic:* What is this?

*Liz:* This is a pencil-sharpener.

*Vic:* What is that?

*Liz:* That is an exercise-book.

*Vic:* What is this?

*Liz:* This is a pencil.

*Vic:* What is that?

*Liz:* That is a paper.

##### task 5

My bag is on my back.

My pen is in my hand.

My book is on my knees.

Come in and join me, please!

My pencil-case is pink.

My exercise-book's green.

My sharpener is cool.

I've got them all at school!

#### Lesson 7 page 59

##### task 1

1 – Who are those?

– They are Tracy and Luke.

– Where are they?

– They are in the room.

2 – Who is that?

– That is Vic.

– Where is she?

– She is in the garden.

3 – Who are those?

– Those are Nick and Ben.

– Where are they?

- They are in the classroom.
- 4 – Who is that?
- That is Liz.
- Where is she?
- She is in the house.

**Lesson 8 STORY TIME**  
**page 62**

**task 1**

**A NEW JOB**

*Dad:* Hello! Where is everybody?

*Mum:* I'm in the kitchen!

*Dad:* Where is Tracy?

*Mum:* She's in the garden.

*Dad:* And Luke?

*Mum:* He's in his room.

*Dad:* Tracy! Luke! Come here!

*Luke:* Hi, Dad! What's up?

*Dad:* I've got a new job.

*Tracy:* A new job?

*Dad:* Yes. In Africa.

*Tracy:* In Africa? We are going to Africa?

*Dad:* Yes.

*Luke:* What about school?

*Dad:* No problem. It's only for a month.

*Tracy:* What about Kiki?

*Dad:* Kiki is going too.

*Tracy:* Where is Africa?

*Luke:* Far away. I've got a book in my room. Let's have a look.

**Lessons 11-12 REVISION**  
**page 65**

**task 1**

- A Those are sharpeners.
- B This is a floor.
- C These are rubbers.
- D Those are shelves.

- E Those are exercise-books.
- F That is a bin.
- G Those are pictures.
- H This is a door.
- I That is a window.
- J These are rulers.
- K This is a paper.
- L These are pencils.

**UNIT 4 WE ARE HAPPY!**

**Lesson 1 page 69**

**tasks 1, 2**

I'm happy in the morning.

Yes, I am.

I'm hungry at noon.

Yes, I'm.

I'm tired in the evening.

Yes, I'm.

I'm scared in the dark.

Yes, I'm.

**task 3**

*Liz:* Good evening!

*Mum:* Good evening, Liz. How are you?

*Liz:* I am hot!

*Mum:* Are you thirsty?

*Liz:* No, I am not.

*Mum:* Are you hungry?

*Liz:* Yes, I am. Thank you.

*Liz:* Oh, mum. I'm tired...

*Mum:* It's dark, Liz. Go to bed, dear.

*Liz:* Mu-u-um!

*Mum:* Yes, Liz. Are you scared?

*Liz:* No, I am not. Let's read this book.

*Mum:* Oh, Liz...

*Liz:* Please...

*Mum:* OK, dear.

**Lesson 4 page 75**

**task 1**

in – The cat is in the box

on – The cat is on the chair

under – The cat is under the table.

**task 2**

*Jim:* I can't find my teddy.

*Dad:* Look on the shelf.

*Jim:* It isn't there.

*Dad:* Here it is. It's under your bed.

*Jim:* Thanks, daddy.

*Jim:* Are you scared, Teddy?

*Teddy:* I'm happy! I'm happy!

**Lesson 7 page 81**

**task 1**

eleven

twelve

thirteen

fourteen

fifteen

sixteen

seventeen

eighteen

nineteen

twenty

**Lesson 8 STORY TIME**  
**page 83**

**task 1**

**A NEW JOB**

*Dad:* Here we are!

*Luke:* I am hungry.

*Mum:* It's hot. I'm thirsty.

Tracy: I'm tired. Are you tired, Kiki?

Kiki: Miaow!

Dad: This is our house! Let's go inside.

Tracy: It's so small. Where is my room?

Mum: Your room? That's your bed.

Dad: I'm so happy. It's great here! Look at the jungle.

Tracy: I'm not happy. I'm sad. I want to go home.

Luke: Look, Tracy! A monkey is in the tree.

Tracy: Wow! It's funny!

P I am happy in the morning.  
(*науза*)

Q Sam is thirsty. (*науза*)

R He is 20 (*науза*)

S Sam is cold. (*науза*)

T The dog is on the chair. (*науза*)

## Lessons 11-12 Revision

### page 87

#### task 1

A He is fifteen (*науза*)

B I am scared in the dark. (*науза*)

C I can't find my pencil. (*науза*)

D She is 16. (*науза*)

E Santa Clause is under the Christmas Tree. (*науза*)

F Sam is hot. (*науза*)

G The presents are in the bag. (*науза*)

H I'm hungry at noon. (*науза*)

I They are 17. (*науза*)

J We are 18. (*науза*)

K I can't find my book. (*науза*)

L She is 13. (*науза*)

M I am tired in the evening. (*науза*)

N The car is under the bed. (*науза*)

O He is 15. (*науза*)

## Word List

### UNIT 1

**boy** [ˌbɔɪ] хлопчик  
**children** [ˈtʃɪldrən] діти  
**doctor** [ˈdɒktə] лікар  
**friend** [ˈfrend] друг  
**girl** [gɜ:l] дівчинка  
**home** [həʊm] дім  
**house** [haʊz] будинок  
**photographer** [fəˈtɒgrəfə]  
фотограф  
**portrait** [ˈpɔ:trɪt] портрет  
**pupil** [ˈpju:pl] учень  
**surname** [ˈsɜ:neɪm] прізвище  
**vet** [vet] ветеринар  
**work** [ˈwɜ:k] робота

### UNIT 2

**aunt** [ɑ:nt] тітка  
**clever** [ˈklevə] розумний  
**cousin** [ˈkʌzɪn] двоюрідний  
брат/сестра  
**funny** [ˈflʌni] кумедний  
**nice** [naɪs] милий  
**nose** [nəʊz] ніс

**pretty** [ˈprɪti] гарненький  
**together** [təˈgeðə] разом  
**tube** [ˈtju:b] тубик  
**uncle** [ˈʌŋkl] дядько

### UNIT 3

**Africa** [ˈæfrɪkə] Африка  
**bin** [bɪn] кошик  
**clock** [klɒk] годинник  
**computer** [kəmˈpjʊ:tə] комп'ютер  
**door** [dɔ:] двері  
**eleven** [ɪˈlevn] одинадцять  
**exercise book** [ˈeksəsaɪz bʊk]  
ЗОШИТ  
**floor** [ˈflɔ:] підлога  
**game** [ˈgeɪm] гра  
**garden** [gɑ:dn] сад  
**hair** [heə] волосся  
**kitchen** [ˈkɪtʃɪn] кухня  
**paper** [peɪpə] папір  
**room** [ru:m] кімната  
**rubber** [ˈrʌbə] гумка  
**ruler** [ˈru:lə] лінійка  
**sharpener** [ˈʃɑ:pneɪ] підстругачка

**shelf** [ʃelf] полиця  
**sky** [skaɪ] небо  
**these** [ði:z] ці  
**those** [ðəʊz] ті  
**twelve** [twelv] дванадцять  
**window** ['wɪndəʊ] вікно

#### UNIT 4

**bed** [bed] ліжко  
**cap** [kæp] кепка  
**cold** [kəʊld] холодно  
**dark** [dɑ:k] темрява  
**eighteen** [ˌeɪ'ti:n] вісімнадцять  
**evening** ['i:vnɪŋ] вечір  
**fat** [fæt] товстий  
**fifteen** [ˌfɪf'ti:n] п'ятнадцять  
**fourteen** [ˌfɔ:'ti:n] чотирнадцять  
**hot** ['hɒt] жарко  
**in** [ɪn] в  
**morning** ['mɔ:nɪŋ] ранок  
**nineteen** [ˌnaɪn'ti:n]  
дев'ятнадцять  
**noon** [nu:n] день  
**on** ['ɒn] на  
**scared** [skeəd] наляканий

**seventeen** [ˌsevn'ti:n] сімнадцять  
**short** [ʃɔ:t] короткий; низький  
**sixteen** [sɪk'sti:n] шістнадцять  
**table** [teɪbl] стіл  
**thirsty** ['θɜ:sti] спраглий  
**thirteen** [ˌθɜ:'ti:n] тринадцять  
**tired** ['taɪəd] змучений  
**twenty** ['twenti] двадцять  
**under** ['ʌndə] під  
**X-mas** ['krɪsməs] Різдво

Навчальне видання

*Карпюк Оксана Дмитрівна*

## **Англійська мова**

**Підручник для 2 класу  
спеціальних закладів загальної середньої освіти  
(Н 54.1-Н 54.2) (у 2-х частинах, з аудіосупроводом)  
(Частина 1, з аудіосупроводом)**

*Рекомендовано Міністерством освіти і науки України*

Англійською та українською мовами

**Видано за рахунок державних коштів.  
Продаж заборонено.**

Редактор *Наталія Батрин, Ігор Миколів*

Художник *Олена Волошинська*

Дизайн і комп'ютерна верстка *Андрій Костишин, Мар'яна Тераз*

Підписано до друку 11.11.2019 . Формат 84x108 1/16.

Друк офсетний.

Умовн. друк. арк. 10,08. Обл.-вид.арк. 5,6.

Тираж 1530 прим.

ТзОВ «Видавництво Астон», 46006, м. Тернопіль, вул. Гайова, 8.  
Свідоцтво про внесення до Державного реєстру суб'єктів  
видавничої справи ТР № 28 від 9.06.2005 р.